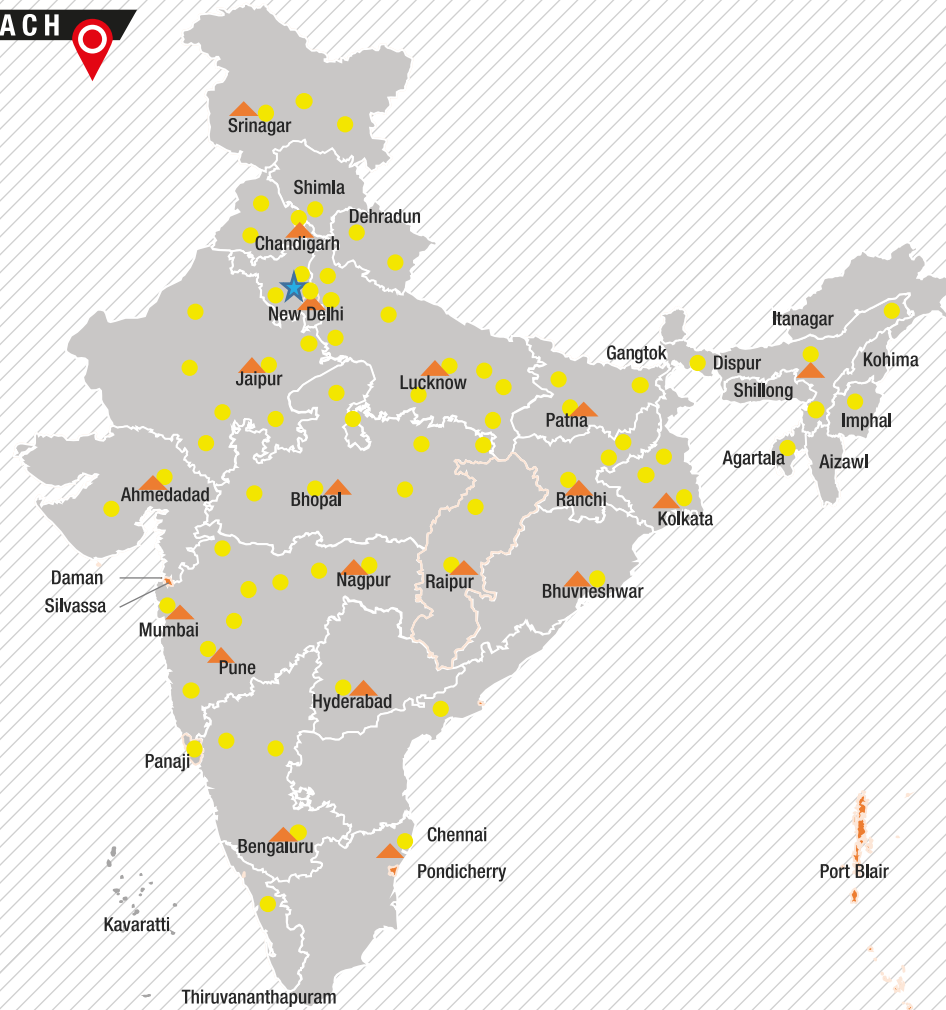


EC 5250^{PLUS}

Kubota
Escorts Kubota Limited

OUR REACH



★ Head Office | ▲ 17 Business Center | ● 73 Dealers | 825+ Customer Touch points (CTP)



Toll Free No.:
1800-180-4488
(Timings: 9.30 am - 6.00 pm, Monday to Friday)

e-mail: ekl_g.ece.marketing@escortskubota.com

Escorts Kubota Limited (Construction Equipment)
Plot No. 219, Sector- 58, Ballabhgarh- 121 004, Faridabad, Haryana (INDIA)
Tel.: 0129-2306574/2306598/2306571
Fax: 0129-2306572 Website: www.escortsgroup.com



Download Customer App for more details

Authorised Dealer


MKT/23/5250PLUS


(Accessories as shown in the picture may not be the part of standard fitment and are subject to change without prior notice.)


EC 5250^{PLUS} THE KING OF SOIL




Fuel Efficient


Compaction Force High



Gradeability High


Travel Speed Highest


Maintenance Cost Low

• The information contained in this leaflet is intended to be of a general nature only. • We reserve the right to change specifications without notice. • All Dimensions and weights are variable within +/-5%.

SPECIFICATIONS



ENGINE

Make and Model Type

Rated Power

Fuel Injection Pump


KOEL 4R1190TA1

Water Cooled, 4 Cylinder

CEV - IV Emission Norm

110 HP @ 2200 RPM

Common Rail System



STEERING

Steering Angle (Degrees)


Oscillation Angle (Degrees)

Turning Radius-Outer/Inner (mm)

± 36°

± 10°

5500 mm / 3370 mm




DRIVE

Hydrostatic Drive, Infinitely Variable

Rear Wheel

All Wheel

All Wheel



WEIGHT

STD

DD

PD

Max Operating Weight

Operating Weight

Axle Load • Front

Axle Load • Rear

Static Linear Load

Centrifugal Force • Low

Centrifugal Force • High

Total Applied Force • Low

Total Applied Force • High

11 430 (kg)

11 130 (kg)

6 590 (kg)

4 540 (kg)

30.9 (kg/cm)

18 898 (kg)

27 708 (kg)

25 448 (kg)

34 298 (kg)

11 630 (kg)

11 330 (kg)

6 790 (kg)

4 540 (kg)

31.9 (kg/cm)

18 898 (kg)

27 708 (kg)

25 648 (kg)

34 498 (kg)

13 030 (kg)

12 730 (kg)

8 190 (kg)

4 540 (kg)


-

18 898 (kg)

27 708 (kg)

27 088 (kg)

35 898 (kg)



SPEED

Working Speed

Traveling Speed

0-9 km/h


0-23 km/h

0-6 km/h

0-10 km/h

0-6 km/h

0-10 km/h




GRADEABILITY

Make Gradeability

34%

45%

45%



VIBRATION SYSTEM

Frequency

High Amplitude

Low Amplitude

33 Hz / 42Hz

1.90 mm

0.8 mm

33 Hz / 42Hz


1.90 mm

0.8 mm

33 Hz / 42Hz

1.30 mm

0.6 mm



CAPACITY

Fuel Tank


Hydraulic Oil Tank

Drum Oil

265 l

80 l

5 l



BRAKES

Service Brakes

Parking Brakes,

Emergency Brakes

Hydrostatic

Spring applied, hydraulically released

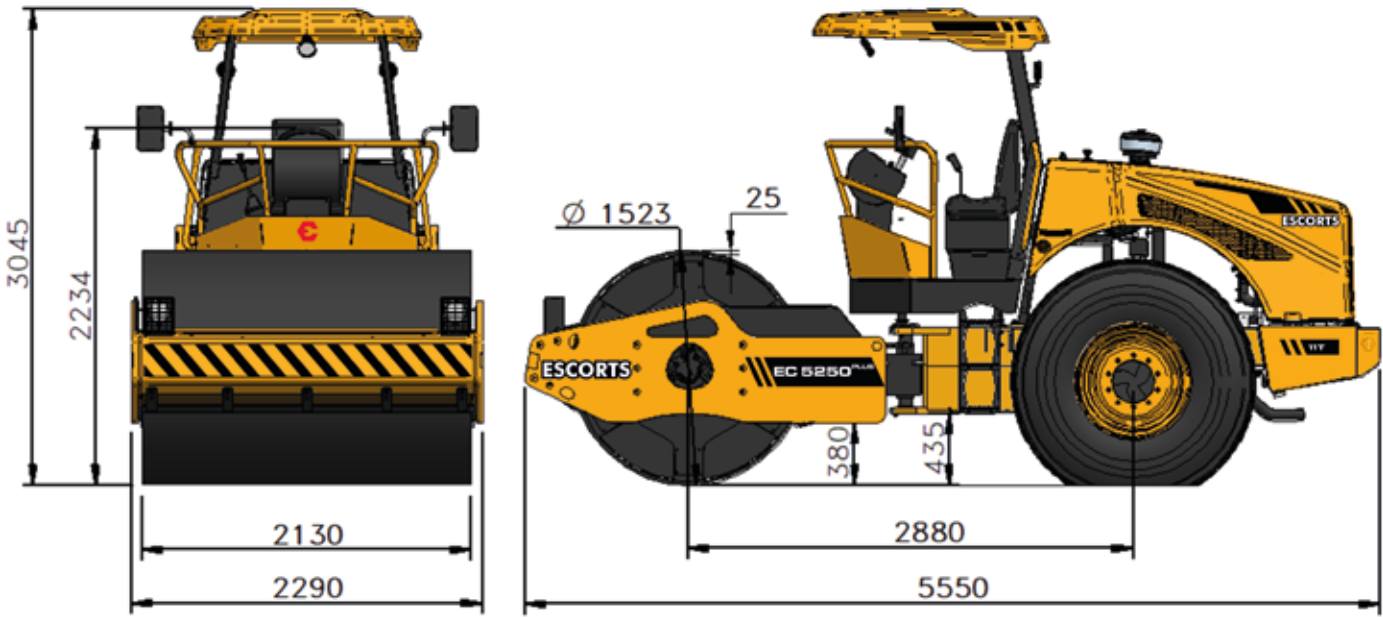
TYRES				
2 number, All Weather Pattern 23.1 / 26-8 PR				
DIMENSIONS		STD	DD	PD
Overall Width		2 290 mm	2 290 mm	2 290 mm
Overall Length		5 550 mm	5 550 mm	5 550 mm
Overall Height		3 045 mm	3 045 mm	3 095 mm
Drum Diameter		1 523 mm	1 523 mm	1 739 mm
Drum Width		2 130 mm	2 130 mm	2 130 mm
Ground Clearance		435 mm	435 mm	485 mm
Wheel Base		2 880 mm	2 880 mm	2 880 mm
Drum Shell Thickness		25 mm	25 mm	25 mm

- SALIENT FEATURES**
- Canopy with Sun Top
 - RPM Gauge
 - Fuel Level Gauge
 - Joystick
 - Mobile Charger
 - Vandal Cover
 - Dust Guard
 - Bottle Hanger
 - Rear View Mirrors 2 number
 - LED Work Lights 3 number
 - Anti Slip Pad on Platform
 - Tail Lamp 4 Chamber

- SAFETY FEATURES**
- Neutral Start Safety
 - Emergency Brake Switch
 - Air Filter Clog Indicator
 - Hydraulic Filter Clog Indicator
 - Low Engine Oil Pressure Indicator & Alarm
 - Hydraulic Oil Temperature Gauge
 - Battery Charging Indicator
 - Starter Safety Relay
 - Coolant Temperature Gauge & Indicator
 - Vibration Cutoff at Neutral & Parking Brake
 - Engine Shutoff at High Coolant Temperature
 - Over Cranking Protection
 - Battery cut off switch

- OPTIONAL EQUIPMENT**
- Cold Starring Kit
 - Engine Cut Stop at Low Pressure
 - Compactobar with Frequency Meter
 - Intelligent Compaction System (ICS)
 - Delay Start with Warning Alarm

EC 5250 PLUS



FEATURES

ENGINE
KOEL 4R1190TA1 CEV STAGE-IV
Emission Norms engine is high on power and traction, low on fuel consumption and maintenance.

GRADEABILITY
High gradeability makes it versatile for all applications.

INSTRUMENT PANEL
Instrument Panel with conveniently placed switches for ease of operation, mobile charge & IP 67 compliant electrical connectors for high reliability.

Compaction Force
Highest total compaction force, static linear load and amplitude reduces the number of passes required to achieve the desired compaction.

LED WORK LIGHTS
1 front & 2 rear LED work lights for smooth operation at night.

TRAVEL SPEED
Highest travelling speed in the industry which increases productivity by reducing idle time, during travel from one site to another.

RUGGED DRUM ASSEMBLY
Cartridge type Eccentric weight. Separate case housing for oil. Heavy Duty DUCONE metal seal.