

DIGMAX II^{XP} BS^{IV} ✓

SUPERIOR PRODUCTIVITY
RELIABLE PERFORMANCE



Fuel
Efficient



Reach
Higher



Breakout Force
Higher



Maintenance Cost
Low



Cycle Time
Fast

*The product shown in the image is an illustration, actual product may vary

SPECIFICATIONS



ENGINE (BS IV)

- Proven, powerful and fuel efficient Kirloskar 4R1190TA water cooled diesel engine.
- Gross Power: 55 kw (75 HP) @ 2200 RPM
- Max Torque (Gross): 400Nm @ 1200 ± 100 RPM
- CEV - IV emission norms



HYDRAULIC

- Hydraulic Pump - Axial Piston Pump
- Maximum flow 117.5 lpm @ 2200 RPM
- System main relief setting 225 bar
- Variable flow, close centre pump unloading energy efficient hydraulic system.
- Control Valve - Sectional Valve



TRANSMISSION

- Four speed (4F, 4R gear) Syncro shift reversing shuttle transmission provides superior traction, gradeability, higher force while entering pile or during dozing operation.
- Neutral start provision prevents starting while shuttle is engaged.
- Gear lever with transmission disconnect switch adds to the overall ease of gear shifting.



TYRES

- Front (Std) 9.00 x 16 - 16PR
- Rear (Std) 16.9 x 28 - 12PR (Industrial)



TRAVEL SPEED

- | | F/R gear |
|------------------------|----------------------------|
| • 1 st Gear | 5.3 kmph/ 4.6 kmph |
| • 2 nd Gear | 8.5 kmph/ 7.0 kmph |
| • 3 rd Gear | 18.5 kmph/ Not recommended |
| • 4 th Gear | 36.6 kmph/ Not recommended |



BRAKES

- Service brakes Hydraulically actuated dual line, self adjusting, oil immersed, multi disc type on rear axle.
- Parking brakes Hand-operated caliper disc brakes



AXLES

- Front drive and steer axle with 16° oscillation for maximum ground contact in undulated condition.
- Rear drive axle, rigidly mounted to chassis.



STEERING

- Hydrostatic power steering in front wheel
- Hydraulic supply from pump via priority valve for quick response steering
- Working pressure: 120 bar



WEIGHT

- Operating Weight 8190 kg



SERVICE REFILL CAPACITIES

- | | |
|------------------------|-------------|
| • Hydraulic system oil | 110 litres |
| • Fuel tank | 134 litres |
| • Engine coolant | 15 litres |
| • Engine oil | 11.5 litres |
| • Transmission oil | 16.5 litres |
| • Rear axle oil | 17.1 litres |
| • Brake reservoir oil | 1.0 litre |



EQUIPMENT MONITORING SYSTEM (OPTIONAL)

- GPS + GSM based equipment monitoring system provides sms alerts for effective equipment management and acts as a diagnostic tool.



WARNING MESSAGE-SMS, ONLINE

- Engine Coolant Temperature
- Hydraulic Oil Temperature
- Transmission Oil Temperature
- Engine Oil Pressure
- Battery Charging Status
- Machine Idle Information
- Fuel Level Information



OPTIONAL ACCESSORIES

- Heavy duty rear tyres: 14x25-20 PR
- Rock Breaker
- Ripper Tooth
- Extendible dipper
- A. C. Cabin
- Trenching Buckets- 0.09 Cum, 0.12 Cum, 0.18 Cum
- Special Purpose Buckets- 0.30 Cum, 0.32 Cum
- Multi Purpose (6-in-1) Bucket
- 300 mm Trench Bucket (Fibre Cable Laying Application)
- Coal Bucket - 1.5 Cum
- Rock Bucket - 0.26 Cum

STATIC DIMENSION

LOADER PERFORMANCE (Figure 1)

M :	Dump height (Cutting edge)	3.00	m
N :	Load over height (Cutting edge)	3.51	m
O' :	Pin height (Cutting edge)	3.70	m
P :	Pin forward reach	0.43	m
Q :	Reach of ground	1.57	m
R :	Max reach at full height	1.22	m
S :	Reach at full height - Bucket dumped	0.85	m
T :	Below ground level dig depth	0.13	m
U :	Rollback at ground	45	deg
V :	Dump angle	45	deg
	Bucket breakout force	6425	kgf
	Loader arm breakout force	5777	kgf
	Payload	1980	kg
	Return to Dig	Available	
	Self Leveling	Available	
	Loader Bucket Capacity	1.2	Cum

EXCAVATOR PERFORMANCE (Figure 1 & 2)

A :	Max dig depth (Bucket in dump Position)	4.80	m
B :	Reach ground level to rear wheel center	6.97	m
C :	Reach ground level to slew center	5.65	m
D :	Reach at full height to slew center	2.23	m
E :	Side reach to center line of machine	6.00	m
F :	Max working height (Stab's fully out)	6.30	m
G :	Max load over height (Stab's fully out)	4.39	m
H :	King post travel	1.00	m
J :	Bucket rotation power	187	deg
	Bucket tear out force	6018	kgf
	Dipper tear out force	3250	kgf
	Lift capacity to bucket at full reach (SAE J31)	1554	kgf
	Co-axial Carriage		
	Excavator Bucket Capacity	0.26	Cum

STATIC DIMENSION (Figure 3, 4 & 5)

AA :	Overall length (Transport mode)	6.28	m
A1 :	Overall length (Travel mode)	7.85	m
BB :	Wheel base	2.14	m
CC :	Rear wheel to slew center	1.38	m
DD :	Minimum ground clearance	0.35	m
EE :	Slew Ground clearance	0.59	m
GG :	Height to top of cab	2.88	m
HH :	Overall height	3.78	m
JJ :	Track width - Rear	1.75	m
KK :	Track width - Front	1.87	m
LL :	Width over bucket	2.38	m
L1 :	Width (Transport mode)	2.56	m

Figure 1

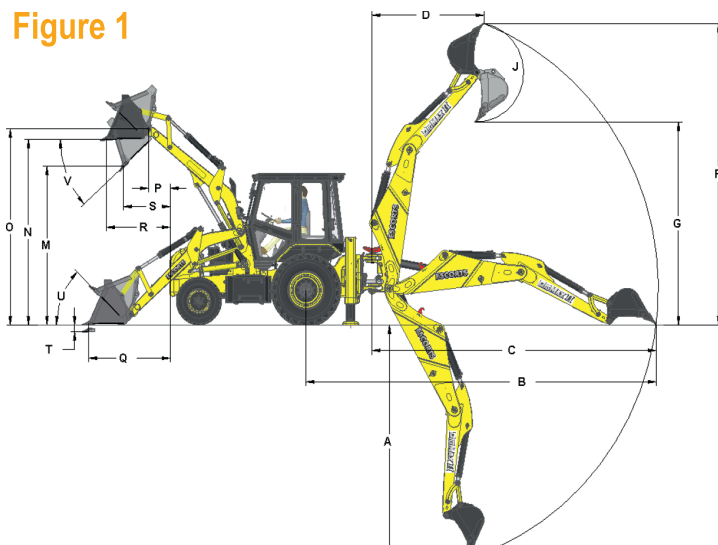


Figure 2

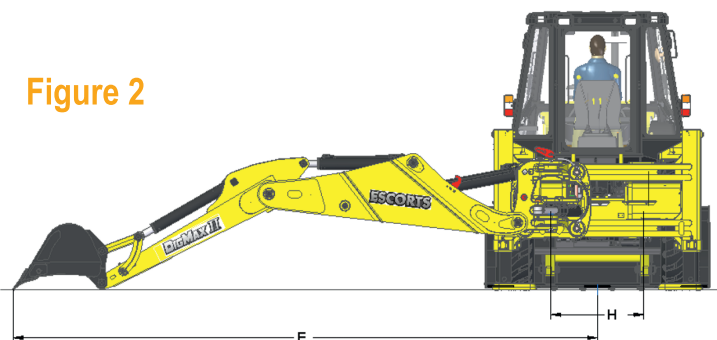


Figure 3



Figure 4

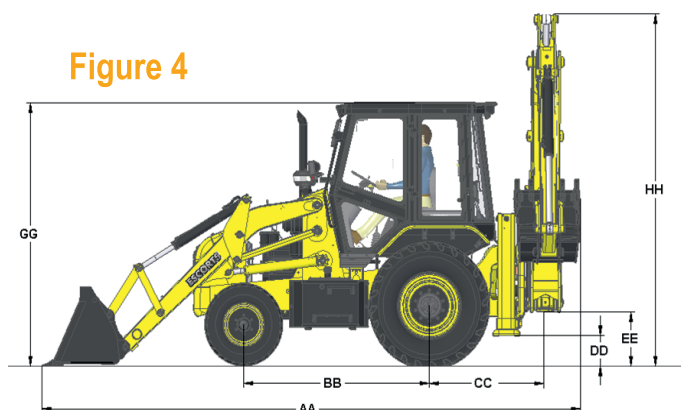



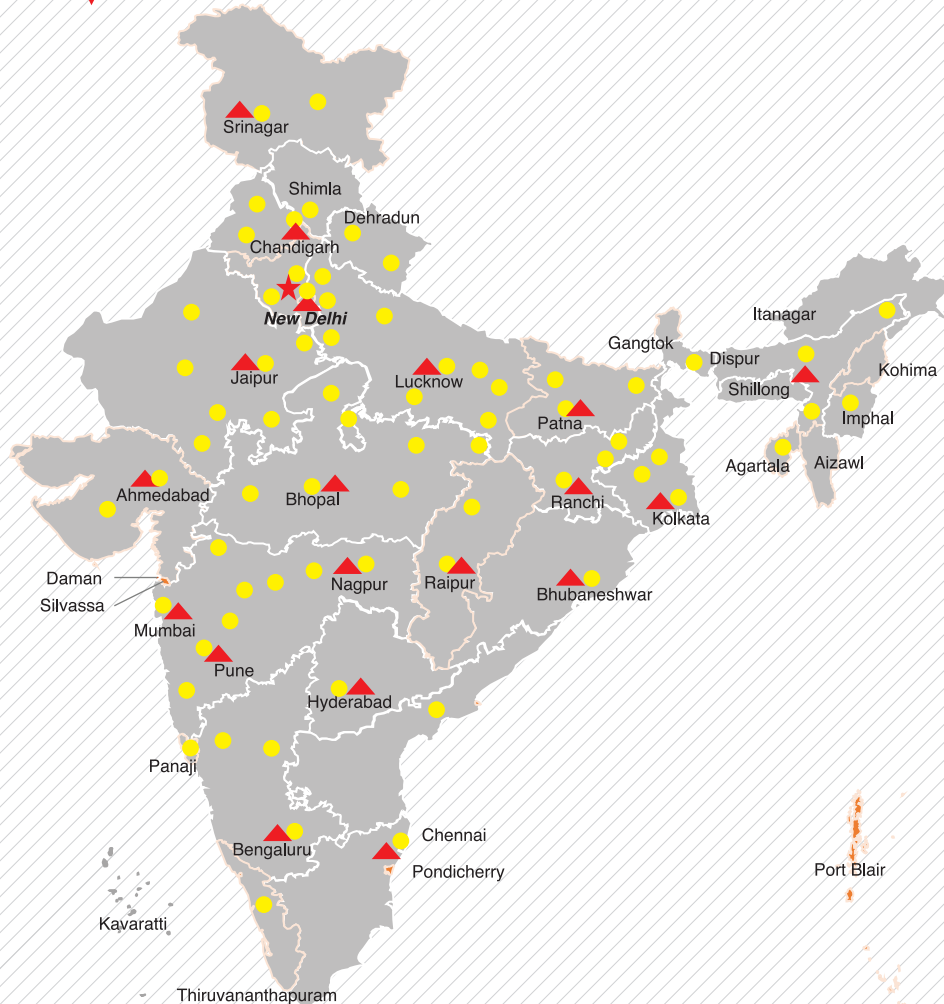
Figure 5



Warning

All dimensions, weights, timings mentioned are with standard tyres, dipper, buckets & are variable within +5%
ECE has the right to change values given & design shown without giving a notification.

OUR REACH



★ Head Office | ▲ 19 Business Center | ● 73 Dealers & 250+ branches | ■ PAN INDIA - 825+ Network to support as Service and Spares



Toll Free No.:
1800- 180- 4488
(Timings: 9.30 am - 6.00 pm, Monday to Friday)

e-mail: ece.help@escorts.co.in

Escorts Construction Equipment: Plot No. 219, Sector- 58, Ballabhgarh- 121 004, Faridabad, Haryana (INDIA) **Tel.:** 0129-2306574/2306598/2306571
Fax: 0129-2306572 **Website:** www.escortsgroup.com

Authorised Dealer