



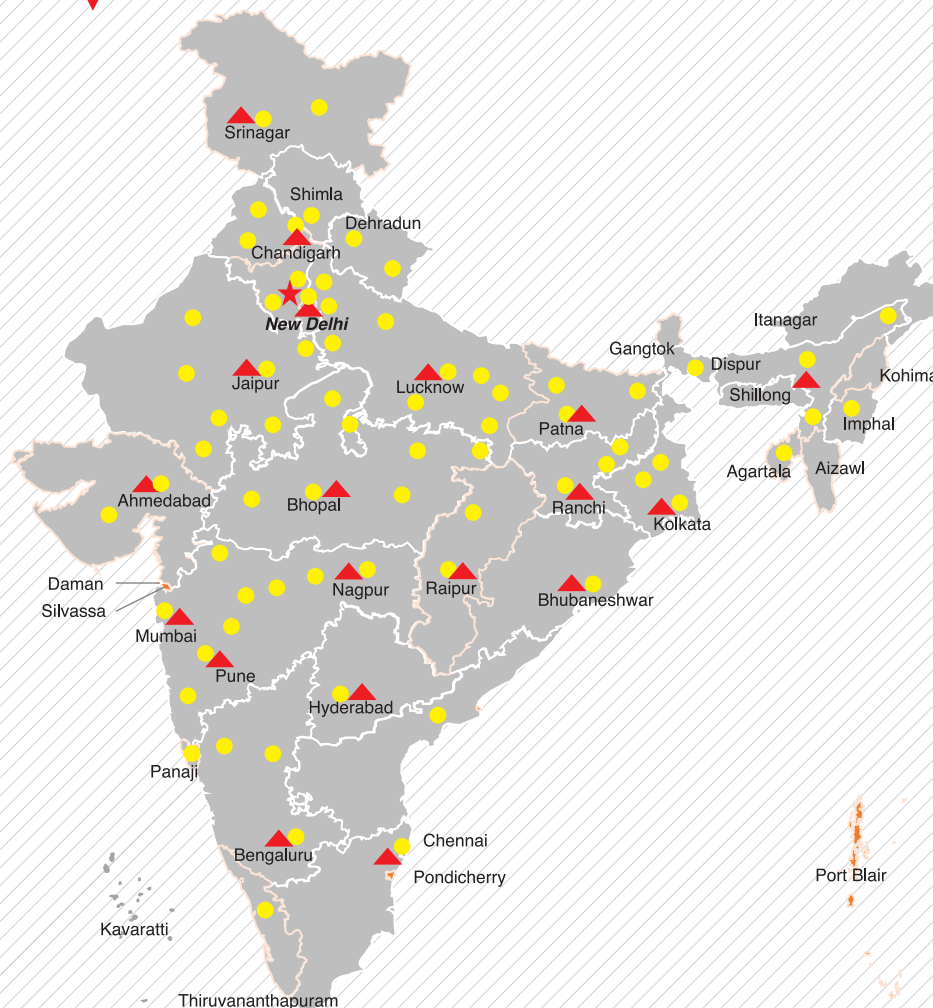
# TRX 15 49 XT 15.3 M



## ESCORTS CONSTRUCTION EQUIPMENT



OUR REACH



★ Head Office ▲ 19 Business Center ● 73 Dealers & 250+ branches ■ PAN INDIA - 825+ Network to support as Service and Spares



**Toll Free No.:**  
**1800-180-4488**  
(Timings: 9.30 am - 6.00 pm, Monday to Friday)

e-mail: [ece.help@escorts.co.in](mailto:ece.help@escorts.co.in)

Escorts Construction Equipment: Plot No. 219, Sector- 58, Ballabhgarh- 121 004, Faridabad, Haryana (INDIA) Tel.: 0129-2306574/2306598/2306571 Fax: 0129-2306572 Website: [www.escortsgroup.com](http://www.escortsgroup.com)



Authorised Dealer

MKT/21.1/TRX15 49XT 15.3M

(Accessories as shown in the picture may not be the part of standard fitment and are subject to change without prior notice.)

# TRX 15 49 XT 15.3 M



Capacity  
**15 T**

Boom Height  
**15.3 M**

Clutch  
**Hydraulic**

Creep Speed  
**1.3 kmph**

Articulation  
**Lowest**

• The information contained in this leaflet is intended to be of a general nature only. • We reserve the right to changed specifications without notice. • All Dimensions and weights are variable within +/-5%.

SPECIFICATIONS



RATED CAPACITY

15 Tonnes at	1.50 m radius
1.15 Tonne	12.3 m radius
Max Height	15.3 m



VEHICLE PERFORMANCE

Speed Max	33 kmph
Gradeability	40% unladen
Creep Speed	1.3 kmph



DRIVE

2 Wheel Drive



ENGINE

Diesel Engine of TATA MOTORS make,  
Model 497 DI 38, Turbo charged water cooled,  
developing 49 Ps @ 2000 RPM



TRANSMISSION & CLUTCH

Synchromesh Transmission Gear Box of TATA MOTORS  
Make with Auxiliary Gear Box  
Speed: 10 forward and 2 reverse  
Clutch: Single, dry type friction clutch



BRAKES

Service	Fully air operated 'S' cam brakes on rear axle & pneumatic assisted hydraulic brakes front wheels.
Parking	Air operated, spring actuated, fail safe brakes on rear axle.



AXLES

Front	Rigidly mounted
Rear	Mounted with two semi-elliptical springs
Make	TATA



TYRES

Total 8 nos.	11 x 20 - 16PR
--------------	----------------



HYDRAULIC SYSTEM

Main pump of 46 cc/rev  
Control Valve-6 spool double acting with a built in relief &  
auxiliary valves



ELECTRICAL SYSTEM

12V, DC, Negative Earth  
120 AH Battery for Longer Life



STEERING

Full power orbitrol with twin hydraulic double acting rams  
40° articulation on either side



BOOM

4 Parts boom, 3 Parts hydraulically powered & fully  
synchronized, 4<sup>th</sup> part power extended & manually pinned  
for safety.  
Luffing range - 10° to + 65°



HOIST

Hydraulically operated Winch with max line speed 50m/mm  
Built in safety brakes



DIMENSIONS

Wheel Base	3950 mm
Overall Length	10600 mm
Overall Height	3215 mm
Overall Width	2450 mm



WHEEL TRACK

Front	1840 mm
Rear	1810 mm



OPERATING WEIGHT

Front Axle	6600 kg
Rear Axle	9950 kg
Total	16550 kg



TURNING RADIUS

7.2 m



STANDARD ACCESSORIES

Outriggers  
Type Guard  
Reverse Camera

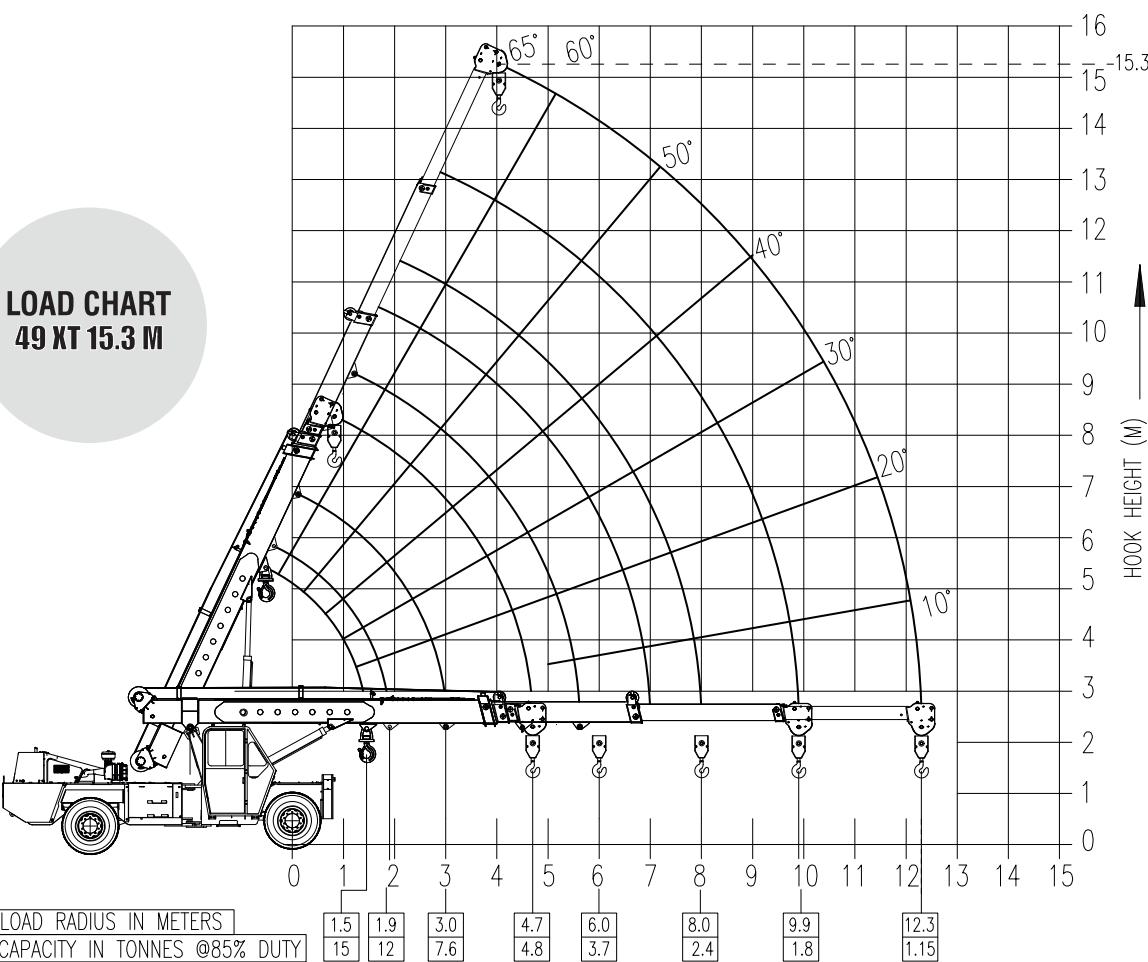


OPTIONAL ACCESSORIES

Fly Jib  
AC Cabin  
Beacon Light  
Tyre Guard  
Fire Extinguisher  
Helper Seat with Platform  
RHINO Hook  
Man Carrying Basket  
Safe Load Indicator with Hydraulic Cutoff  
Equipment Monitoring System (Telematics)

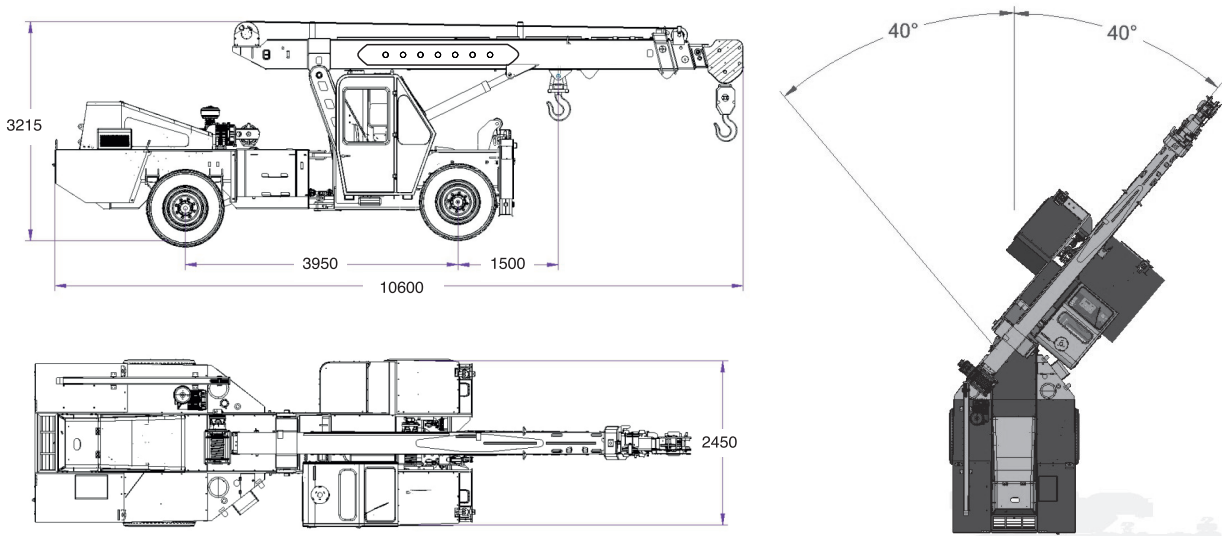
TRX 15 49 XT 15.3 M

LOAD CHART  
49 XT 15.3 M



\* S.W.L. ARE BASED ON FIRM LEVEL GROUND WITH TYRES 11X20-16 PLY  
INFLATED TO 115 PSI, WEIGHT OF HOOKS, BLOCKS, SLINGS & CHAIN ETC. INCLUDED.  
\* LIFT & CARRY - THE S.W.L. SHALL BE CARRIED WITH THE MINIMUM BOOM LENGTH  
& AS CLOSE TO THE GROUND AS POSSIBLE AT SPEEDS NOT IN EXCESS OF 2 KM/PH.

TRX15 DIMENSIONS (Ref.) & AREA OF OPERATION



Rated loads are calculated for operation on leveled surface.