



## F 15 FIGHTER



### RATED CAPACITY

15 Tonne at	1.5 m radius
900 kg at	15.80 m radius
Max Height	18.20 m

### VEHICLE PERFORMANCE

Speed Max	42 kmph
Creep Speed	1.3 kmph
Gradeability	40% unladen

### DRIVE

4 Wheel Drive

### ENGINE (BS IV)

Volvo - Eicher make CEV BS IV Diesel Engine, Turbo Charged Water Cooled, ECU Control Engine Management System, Developing 55 Kw/75HP @ 2200 RPM or Equivalent Engine.

### TRANSMISSION & CLUTCH

Engine is coupled with Synchromesh Transmission Gear Box and Auxiliary Gear Box with high/low & 2WD/4WD mode selector

Clutch	Single, dry type friction clutch plate (self adjusting)
Clutch Actuation	Pneumatic assisted Hydraulic clutch
Speeds	10 Forward & 2 Reverse with AGB

### TYRES

8 nos.-11 x 20-16PR

### BRAKES

Service	Fully air operated 'S' cam dual circuit brakes on front & rear axels
Parking	Air operated, spring actuated, fail safe brakes

### AXLES

Front	Rigidly mounted
Rear	Mounted with two semi-elliptical springs
Make	Tata or equivalent

### STEERING

Full power orbitrol with twin hydraulic double acting rams 40° articulation on either side

### ELECTRICAL SYSTEM

12 V Negative Earth, 120 AH x 2 Battery for long life

### BOOM

4 parts boom, 3 parts hydraulically powered & fully synchronized, 4<sup>th</sup> part power extended & manually pinned for safety.  
Luffing range - 10° to + 65°

### HOIST

Hydraulically operated with 4 falls  
Built in safety brakes

### HYDRAULIC SYSTEM

Main pump of 46 CC/rev control valve-6 spool duple acting with built in relie/4 auxiliary valve

### DIMENSIONS

Wheel Base	3950 mm
Overall Length	10075 mm
Overall Width	2450 mm
Overall Height	3215 mm
Front Wheel Track	1810 mm
Rear Wheel Track	1810 mm

### OPERATING WEIGHT

Front Axle	6400 kg
Rear Axle	10150 kg
Total	16550 kg

### TURNING RADIUS


7.2 m

### STRUCTURE & STABILITY

Robust high strength light weight chassis  
Lower CG position & better stability

### STANDARD ACCESSORIES

Fly Jib	Tyre Guard, battery cut off switch
Outriggers	Rear View Camera (Display)

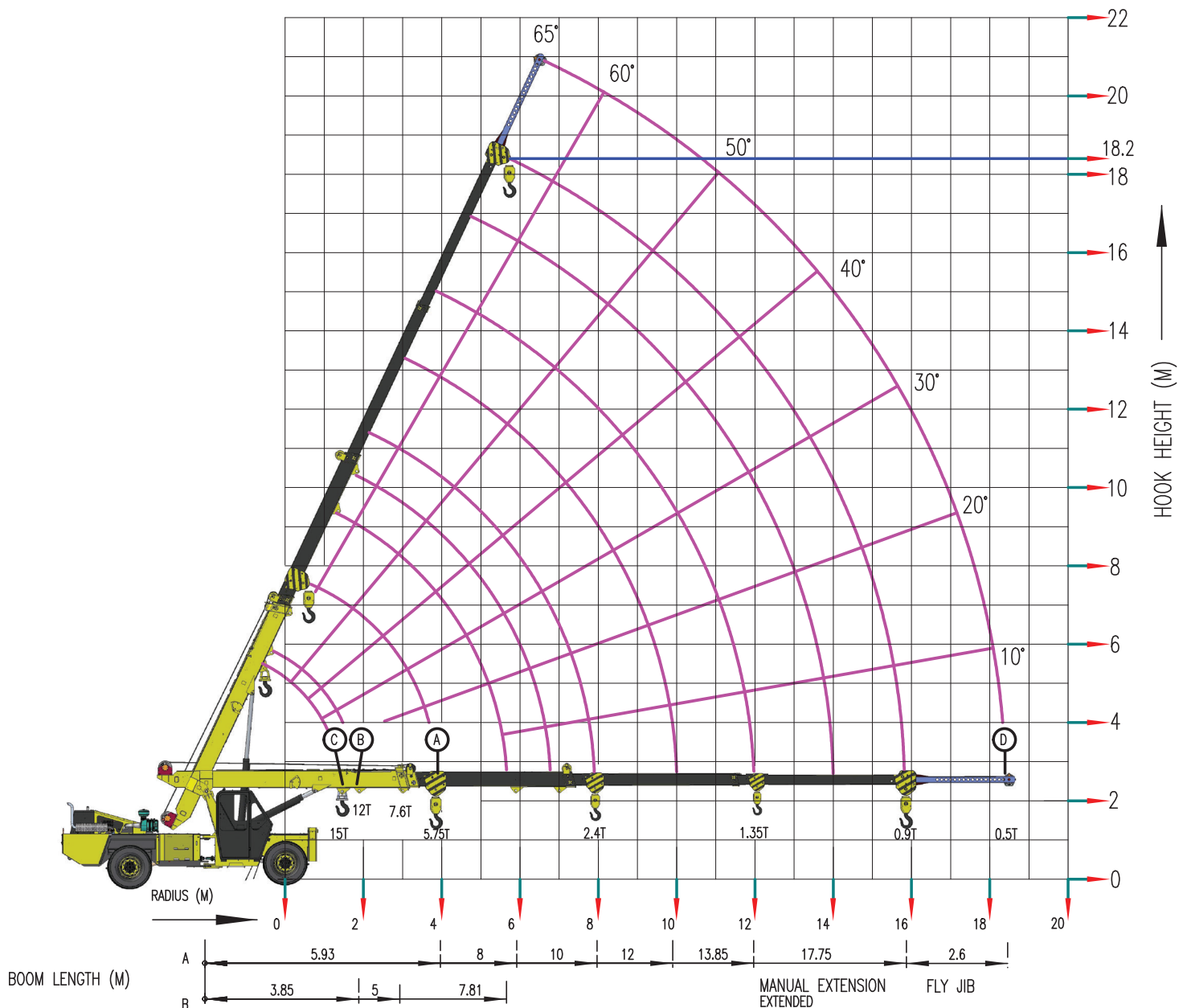


## OPTIONAL ACCESSORIES


Drag Winch  
SLI with Hydraulic Cutoff  
Fire Extinguisher  
Spreader Bar

Rhino Hook  
Helper Seat with Platform  
Man Carrying Basket  
Equipment Monitoring System (EMS)

# F 15 FIGHTER LOAD CHART



Rated loads are calculated for operation on leveled surface.



## FEATURES



### HYDRAULIC CLUTCH

Low effort hydro pneumatic clutch to reduce operator fatigue.

### ELECTRONIC ACCELERATOR PEDAL

**Accelerator Pedal** - Low effort electronic accelerator pedal reduce operator fatigue.



### ECU EMS SYSTEM

**ECU EMS** – Electronic Control Unit for Engine Management System for Engine diagnosis and troubleshoot.

### IGNITION ON/ OFF

Ignition key to switch off engine, no more use of stop cable to engine put off.



### CLUSTER


Single Digital Cluster with all gauges, fault code detection for engine system, date and time display feature, less number of wiring harness.

### ROCKER SWITCHES

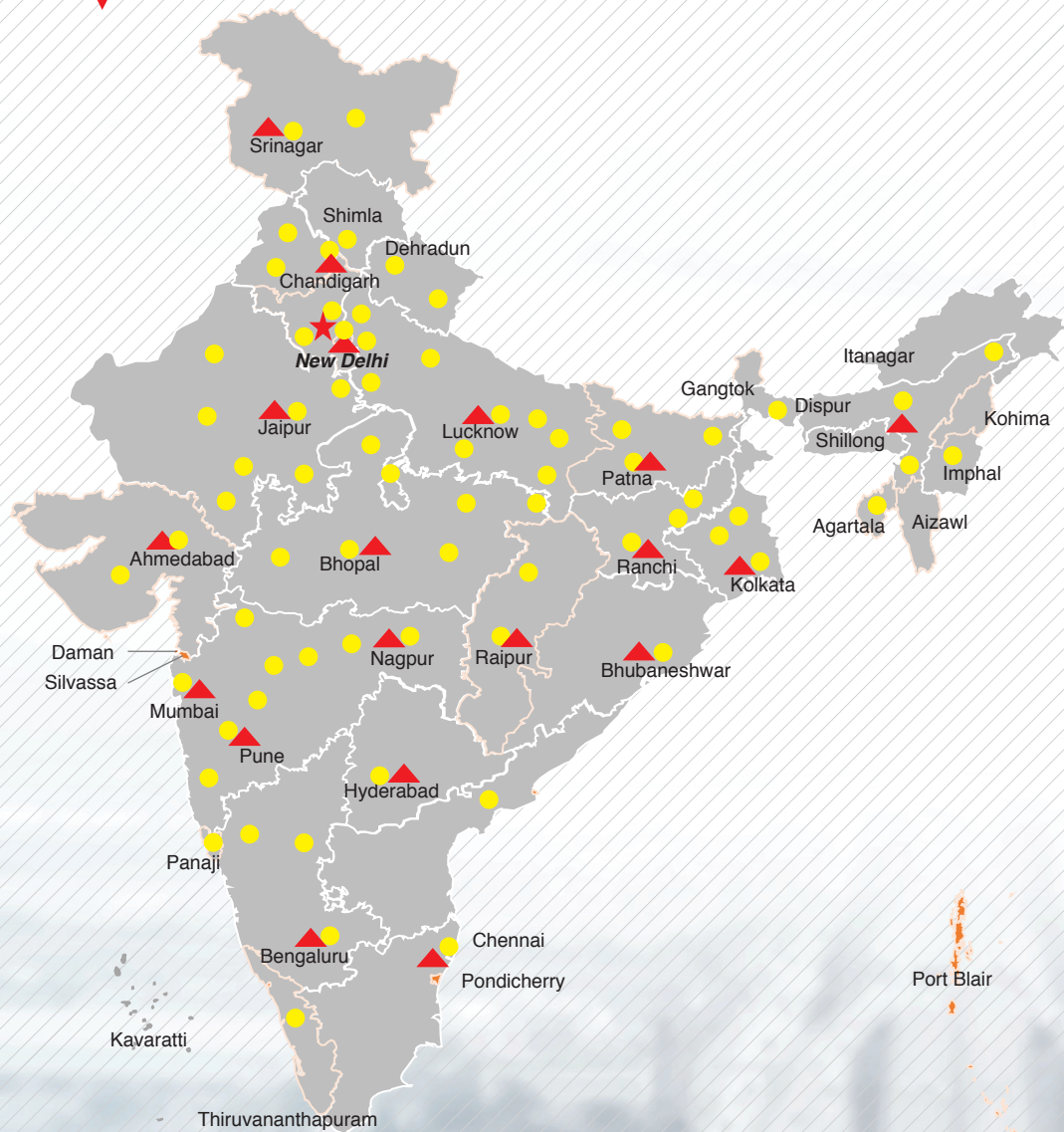
Rocker Switch with more reliable and better aesthetic appearance, low operator fatigue.







## OUR REACH



★ Head Office | ▲ 17 Business Center | ● 73 Dealers & 250+ branches | ■ PAN INDIA - 825+ Network to support as Service and Spares

**Toll Free No.:**  
**1800-180-4488**

(Timings: 9.30 am - 6.00 pm, Monday to Friday)

e-mail: [ece.help@escorts.co.in](mailto:ece.help@escorts.co.in)

**Escorts Construction Equipment:** Plot No. 219, Sector-58, Ballabhgarh- 121004, Faridabad, Haryana (INDIA) Tel.: 0129-2306574/2306598/2306571

**Fax:** 0129-2306572 **Website:** [www.escortsgroup.com](http://www.escortsgroup.com)