



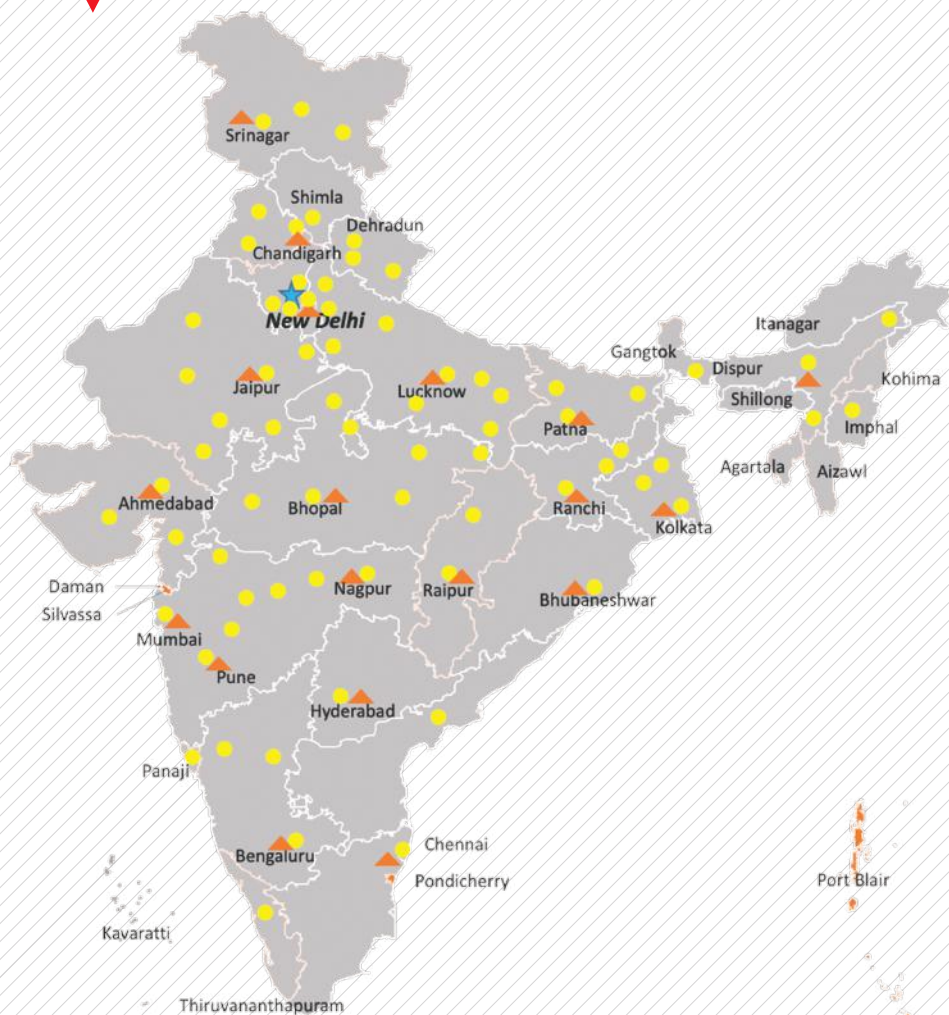
HYDRA 1565



ESCORTS



OUR REACH



★ Head Office | ▲ 17 Business Center | ● 73 Dealers | ■ 825+ Customer Touch points (CTP)



Toll Free No.:
1800-180-4488
(Timings: 9.30 am - 6.00 pm, Monday to Friday)

e-mail: ece.help@escorts.co.in

Escorts Kubota Limited (Formerly Escorts Limited) Construction Equipment
Plot No. 219, Sector- 58, Ballabhgarh- 121 004, Faridabad, Haryana (INDIA)
Tel.: 0129-2306574/2306598/2306571
Fax: 0129-2306572 Website: www.escortsgroup.com



GET IT ON
Google Play
Download Customer App
for more details

Authorised Dealer

MKT/22/Hydra 1565

(Accessories as shown in the picture may not be the part of standard fitment and are subject to change without prior notice.)

HYDRA 1565



Capacity
15 T



Boom Height up to
21 meter



Service Interval (Engine)
500 hrs.




















Straight Axle
Heavy Duty



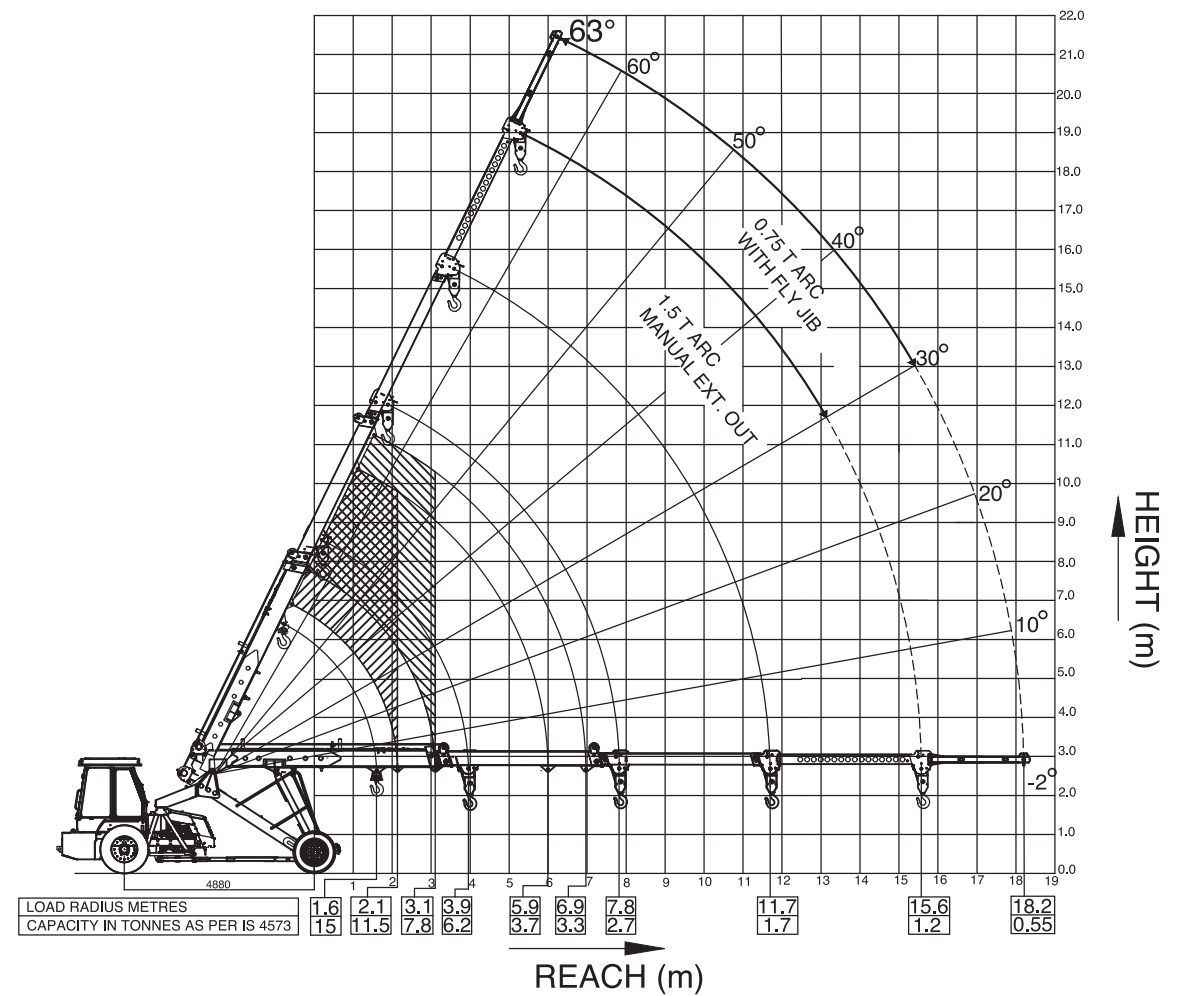
Structure
Robust

SPECIFICATIONS

	RATED CAPACITY	
	15 Tonne at	1.6 m radius
	1.2 Tonne at	15.6 m radius
	ENGINE	
Make & Model	Escorts AE 4.312C-3A four cylinder, water cooled diesel engine developing 49.5 HP @ 2200 RPM or equivalent	
	*500 hrs service interval available in escorts engine.	
	TRANSMISSION	
Drive	2 Wheel drive	
Type	Heavy duty transmission developed especially for crane application. Constant mesh gearbox coupled with robust straight drive axle. Eight forward and two reverse speeds with high/low selector lever	
Creep Speed	1.9 km/hr. ideal for crane operation	
Max. Speed	29 km/hr. (unladen)	
Clutch	Heavy duty clutch, wire woven, asbestos free	
	STEERING	
Type	Articulated power steering, hydraulically controlled through 2 double acting jacks	
Articulation	Up to 56°	
Turning Radius	6.75 m	
	HOIST MECHANISM	
Hoist	Hydraulic winch. Six falls (Winch capacity 12 T). Rope dia 13 mm	
	BRAKES	
Front Wheel	Pneumatic assisted hydraulic brakes	
Rear Wheel	Disc brakes actuated through a slave cylinder	
Parking	Hand control valve operated, Air assisted Hydraulic parking brakes at rear wheels (Standard models) Hand control valve operated, Air assisted Parking brakes at Front wheels (with Air brake models)	
	HYDRAULIC SYSTEM	
Pump	Vane type hydraulic pump	
Control Valve	4 spool control valve with built in pressure relief valve and precision control	
Hydraulic Filter	Suction line has a 100 mesh in line strainer while return line has 25 microns full flow filter	
	ELECTRICAL SYSTEM	
Type	12V Single battery, Negative earth	
	CAPACITIES	
Fuel Tank	38 ltrs.	
Hydraulic Tank	91 ltrs.	

	TRACK	
	Front	1980 mm
	Rear	1680 mm
	OVERALL DIMENSIONS	
	Length	11000 mm
	Width	2550 mm
	Height	3470 mm
	OPERATING WEIGHT (KG)	
	Gross Vehicle Weight	12985 kg
	BOOM	
Telescoping	4 parts, 3 parts hydraulically powered & fully synchronized, 4 th part power extended & manually pinned	
Derricking	Through double acting jacks	
	TYRES	
Front	11.00 X 20 -16 PR (4 nos.), inflation pressure 110 — 115 PSI	
Rear	13.00 X 24 12 PR (2 nos.), inflation pressure 35 PSI. Water ballasted	
	SAFETY SYSTEM	
	<ul style="list-style-type: none"> Rope compensation for auto leveling Overload audio warning system Hose protection failure device Safety brakes on hoist Cylinder guard for protection System Low air pressure warning buzzer 	
	STANDARD ACCESSORIES	
	<ul style="list-style-type: none"> All Weather Cabin Lift Cylinder Guard Turn & Reverse Lamp Front Bumper Rear View Mirror Reflectors 	
	OPTIONAL ACCESSORIES	
	<ul style="list-style-type: none"> Fly Jib Tool Box Spark Arrestor Tyre Guard Steering Wheel Fire Extinguisher Safe Load Indicator Heavy Duty Bumper 14 x 24 Heavy Duty Tyres Over Hoist & Hydraulic Cutoff Kit Air Brake on Front Wheel 	


HYDRA 1565



Rated loads are calculated for operation on leveled surface.

*Fly Jib is not standard part of fitment with machine.

FEATURES




SLOTTED BOOM AND ROPE

Compensation for precision handling & auto leveling of loads.



HYDRAULIC WINCH OF 12T

Capacity with 6 falls snatch block for precision handling & low maintenance.



TRANSMISSION

Heavy duty straight axle with constant mesh transmission.



ENGINE

Escorts Engine BS-III (CEV compliant) - high on power/torque & low on fuel consumption & maintenance.



CABIN


Ergonomically designed spacious cabin with modern dashboard for utmost operator comfort and operation.




REAR BREAKES

Disc brakes at the rear for effective braking.

HYDRA 1565



ESCORTS



HYDRA 1565

