

TRX 15



Capacity
15 T



Boom Height
(With Fly Jib)
21 M



Clutch
Hydraulic




Creep Speed
1.3 kmph



Articulation
Lowest

SPECIFICATIONS

**RATED CAPACITY**

15 Tonnes at


900 kg at

Max Height

1.50 m radius

15.80 m radius

18.20 m

**VEHICLE PERFORMANCE**

Speed


Gradeability

Creep Speed


Max 41 kmph

40% unladen


1.3 kmph

**DRIVE**

2 Wheel Drive / 4 Wheel Drive

**ENGINE (BS IV)**

Diesel Engine of TATA MOTORS make, Model 497 TC,
Turbo charged water cooled, developing 76 Ps @ 2200 RPM
or Equivalent Engine

**TRANSMISSION & CLUTCH**


Synchromesh Transmission Gearbox of TATA MOTORS
make with Auxiliary Gearbox.

Speeds

Clutch

10 forward and 2 reverse

Single, dry type friction clutch plate


**BRAKES**

Service

Parking

Fully air operated 'S' cam dual circuit
brakes on front & rear axles.

Air operated, spring actuated fail safe
brakes on rear axle.

**AXLE**

Front


Rear

Make

Rigidly Mounted


Mounted with two semi-elliptical springs

TATA


**TYRES**

Total 8 nos.


11x20-16 PR

**HYDRAULIC SYSTEM**


Main pump of 46cc/rev
Control Valve-6 spool double acting with a built in
relief & auxiliary valve

**ELECTRICAL SYSTEM**

12 V, DC, Negative Earth
120 AH Batery for longer life


**STEERING**

Full Power orbitrol with twin hydraulic double
acting rams 40° articulation on either side


**BOOM**

4 Parts boom, 3 Parts hydraulically powered &
fully synchronized 4th part power extended and
manually pinned for safety.
Luffing Range

-10° to +60°

**HOIST**

Hydraulically operated winch with max line speed
50m/min Built in safety brakes

**DIMENSIONS**

Wheel Base

Overall Length

Overall Width


Overall Height

3950 mm

10075 mm

2450 mm

3215 mm


**WHEEL TRACK**

Front

Rear

1810 mm

1810 mm

**OPERATING WEIGHT**

4WD

Front Axle


Rear Axle

Total


6455 kg

10190 kg

16645 kg

**TURNING RADIUS**

7.5 m

**STANDARD ACCESSORIES**


• Outriggers

• Tyre Guard

• Fly Jib

• Battery Cut off Switch

• Reverse camera

**OPTIONAL ACCESSORIES**

Beacon Light

Fire Extinguisher

Man Carrying Basket

Equipment Monitoring System (Telematics)

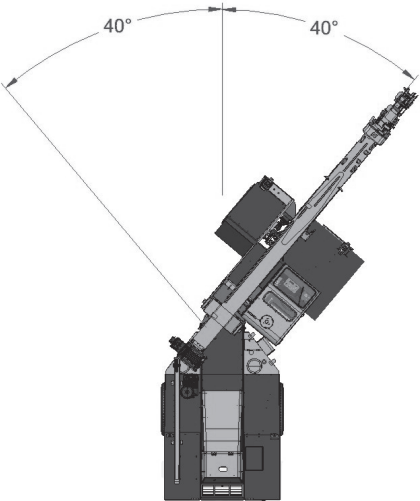
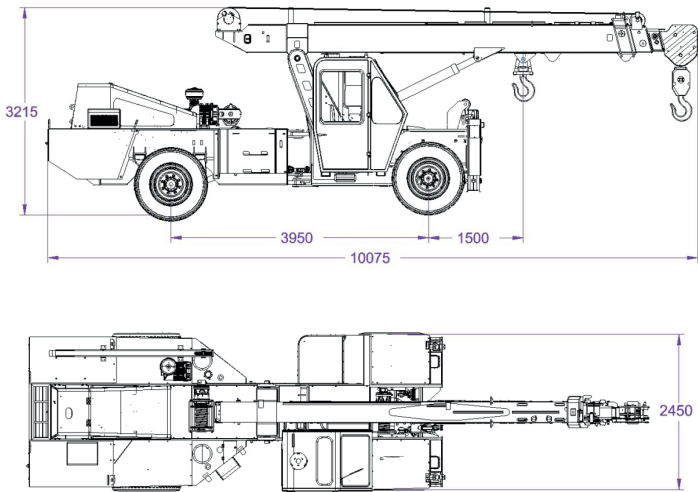
Safe Load Indicator with Hydraulic Cutoff

AC Cabin

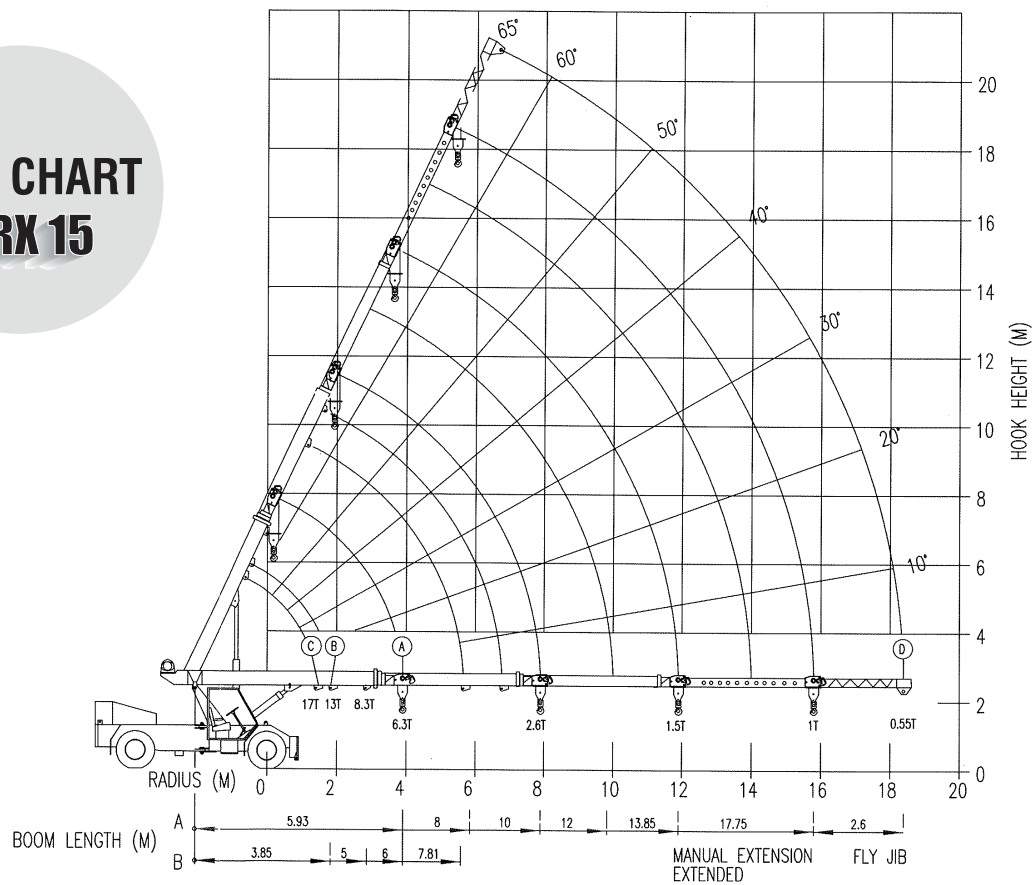
RHINO Hook

Helper Seat with Platform

TRX15 DIMENSIONS (Ref.) & AREA OF OPERATION



LOAD CHART TRX 15



RADIUS (M)	Ⓐ						Ⓑ			
	BOOM LENGTH IN METRES – MANUAL EXTENSION RETRACTED					MANUAL EXTENSION EXTENDED	BOOM PIVOT TO INNER LUG 1ST JIB EXTN. MANUAL EXTN. RETRACTED			
	5.93	8	10	12	13.85	17.75	3.85	5	6	7.81
2	8250	8250	8250				13200	12100	12100	11600
3	8250	8250	7590	5720				7700	7700	7370
4	6325	6270	5577	4950	4365				5280	5225
5		4850	5200	4400	3800	1850				3925
6		3950	3850	3800	3400	1700				
7			3150	3150	3000	1600				
8			2650	2725	2640	1540				
9				2340	2280	1450				
10					1950	1375				
11					1705	1290				
12					1485	1245				
13						1220				
16						990				
18										

Ⓒ			
17T LUG			
BOOM FULLY RETRACTED			
RADIUS (M)		S.W.L (KG)	
1.5		17000	

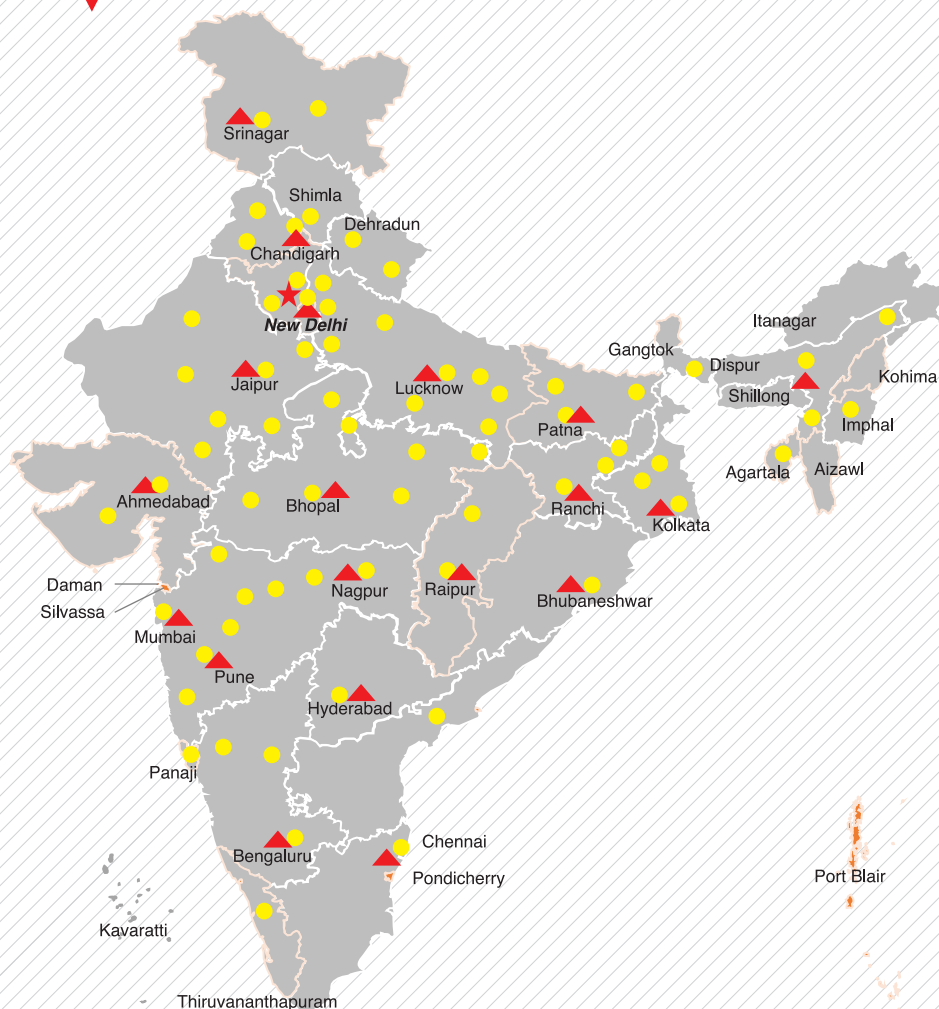
Ⓓ FLY JIB(BOOM FULLY EXTENDED)
820
820
770
770
660
710
660
550

- * RADIUS IS THE HORIZONTAL DISTANCE MEASURED FROM THE CENTRE OF FRONT WHEEL TO THE LOAD POINT
- * S.W.L. ARE BASED ON 85% STABILITY & STRENGTH
- * S.W.L. ARE BASED ON FIRM LEVEL GROUND WITH TYRES 11x20x16 PLY INFLATED TO 115 PSI,WEIGHT OF HOOKS, BLOCKS, SLINGS & CHAIN ETC. INCLUDED.
- * LIFT & CARRY – THE S.W.L. SHALL BE CARRIED WITH THE MINIMUM BOOM LENGTH & AS CLOSE TO THE GROUND AS POSSIBLE AT SPEEDS NOT IN EXCESS OF 2 KMPH.
- * BOOM HEAD MOUNTED RHINO HOOK CAPACITY–6000 Kg

Rated loads are calculated for operation on leveled surface.



OUR REACH



★ Head Office | ▲ 19 Business Center | ● 73 Dealers & 250+ branches | ■ PAN INDIA - 825+ Network to support as Service and Spares



Toll Free No.:
1800- 180- 4488
(Timings: 9.30 am - 6.00 pm, Monday to Friday)

e-mail: ece.helpline@escorts.co.in

Escorts Construction Equipment: Plot No. 219, Sector- 58, Ballabhgarh- 121 004, Faridabad, Haryana (INDIA) Tel.: 0129-2306574/2306598/2306571
Fax: 0129-2306572 Website: www.escortsgroup.com

Authorised Dealer